

Sponsored Programs Update, FY2012

October, 2012

David Reed

Outline

- Sponsored Program Awards, FY12
- Research Expenditures, FY12
- Intellectual Property, FY12
- Superiorideas.org

FY12 Sponsored Program Awards

Sponsor	Proposals Submitted		Awards Received		Awards Received (\$)	
	FY '12 as of 6/30	FY '11 as of 6/30	FY '12 as of 6/30	FY '11 as of 6/30	FY '12 as of 6/30	FY '11 as of 6/30
NASA	70	56	44	35	2,366,382	2,685,155
National Science Foundation	207	214	60	63	8,397,989	11,989,733
US Department of Agriculture	67	80	58	39	2,614,929	2,498,183
US Department of Defense	87	82	70	60	7,836,160	13,505,134
US Department of Education	5	6	6	8	488,600	514,006
US Department of Energy	33	35	20	24	2,453,706	5,260,881
US Department of HHS	48	46	14	18	1,633,669	1,804,257
US Department of Transportation	19	15	19	17	3,079,866	2,160,482
Other Federal Agencies*	74	61	39	29	2,722,422	4,267,129
Federal Agency Total	610	595	330	293	31,593,723	44,684,960
State of Michigan	17	24	12	15	1,826,057	1,099,934
Industrial	196	166	194	159	4,702,631	3,943,166
Foreign	12	18	7	15	770,242	348,833
All Other Sponsors	75	77	41	44	1,521,947	1,752,633
Subtotal	910	880	584	526	40,414,600	51,829,526
Gifts**	-	-	276	249	2,869,304	2,315,275
Crowd Funding	-	-	-	-	9,257	-
Grand Total	910	880	860	775	\$43,293,161	\$54,144,801

FY12 Sponsored Program Awards

Sponsor	Proposals Submitted		Awards Received		Awards Received (\$)	
	FY '12 as of 6/30	FY '11 as of 6/30	FY '12 as of 6/30	FY '11 as of 6/30	FY '12 as of 6/30	FY '11 as of 6/30
NASA	70	56	44	35	2,366,382	2,685,155
National Science Foundation	207	214	60	63	8,397,989	11,989,733
US Department of Agriculture	67	80	58	39	2,614,929	2,498,183
US Department of Defense	87	82	70	60	7,836,160	13,505,134
US Department of Education	5	6	6	8	488,600	514,006
US Department of Energy	33	35	20	24	2,453,706	5,260,881
US Department of HHS	48	46	14	18	1,633,669	1,804,257
US Department of Transportation	19	15	19	17	3,079,866	2,160,482
Other Federal Agencies*	74	61	39	29	2,722,422	4,267,129
Federal Agency Total	610	595	330	293	31,593,723	44,684,960
State of Michigan	17	24	12	15	1,826,057	1,099,934
Industrial	196	166	194	159	4,702,631	3,943,166
Foreign	12	18	7	15	770,242	348,833
All Other Sponsors	75	77	41	44	1,521,947	1,752,633
Subtotal	910	880	584	526	40,414,600	51,829,526
Gifts**	-	-	276	249	2,869,304	2,315,275
Crowd Funding	-	-	-	-	9,257	-
Grand Total	910	880	860	775	\$43,293,161	\$54,144,801

+ 3.4%

FY12 Sponsored Program Awards

Sponsor	Proposals Submitted		Awards Received		Awards Received (\$)	
	FY '12 as of 6/30	FY '11 as of 6/30	FY '12 as of 6/30	FY '11 as of 6/30	FY '12 as of 6/30	FY '11 as of 6/30
NASA	70	56	44	35	2,366,382	2,685,155
National Science Foundation	207	214	60	63	8,397,989	11,989,733
US Department of Agriculture	67	80	58	39	2,614,929	2,498,183
US Department of Defense	87	82	70	60	7,836,160	13,505,134
US Department of Education	5	6	6	8	488,600	514,006
US Department of Energy	33	35	20	24	2,453,706	5,260,881
US Department of HHS	48	46	14	18	1,633,669	1,804,257
US Department of Transportation	19	15	19	17	3,079,866	2,160,482
Other Federal Agencies*	74	61	39	29	2,722,422	4,267,129
Federal Agency Total	610	595	330	293	31,593,723	44,684,960
State of Michigan	17	24	12	15	1,826,057	1,099,934
Industrial	196	166	194	159	4,702,631	3,943,166
Foreign	12	18	7	15	770,242	348,833
All Other Sponsors	75	77	41	44	1,521,947	1,752,633
Subtotal	910	880	584	526	40,414,600	51,829,526
Gifts**	-	-	276	249	2,869,304	2,315,275
Crowd Funding	-	-	-	-	9,257	-
Grand Total	910	880	860	775	\$43,293,161	\$54,144,801

+ 11.0 %

FY12 Sponsored Program Awards

Sponsor	Proposals Submitted		Awards Received		Awards Received (\$)	
	FY '12 as of 6/30	FY '11 as of 6/30	FY '12 as of 6/30	FY '11 as of 6/30	FY '12 as of 6/30	FY '11 as of 6/30
NASA	70	56	44	35	2,366,382	2,685,155
National Science Foundation	207	214	60	63	8,397,989	11,989,733
US Department of Agriculture	67	80	58	39	2,614,929	2,498,183
US Department of Defense	87	82	70	60	7,836,160	13,505,134
US Department of Education	5	6	6	8	488,600	514,006
US Department of Energy	33	35	20	24	2,453,706	5,260,881
US Department of HHS	48	46	14	18	1,633,669	1,804,257
US Department of Transportation	19	15	19	17	3,079,866	2,160,482
Other Federal Agencies*	74	61	39	29	2,722,422	4,267,129
Federal Agency Total	610	595	330	293	31,593,723	44,684,960
State of Michigan	17	24	12	15	1,826,057	1,099,934
Industrial	196	166	194	159	4,702,631	3,943,166
Foreign	12	18	7	15	770,242	348,833
All Other Sponsors	75	77	41	44	1,521,947	1,752,633
Subtotal	910	880	584	526	40,414,600	51,829,526
Gifts**	-	-	276	249	2,869,304	2,315,275
Crowd Funding	-	-	-	-	9,257	
Grand Total	910	880	860	775	\$43,293,161	\$54,144,801

- 20.0 %

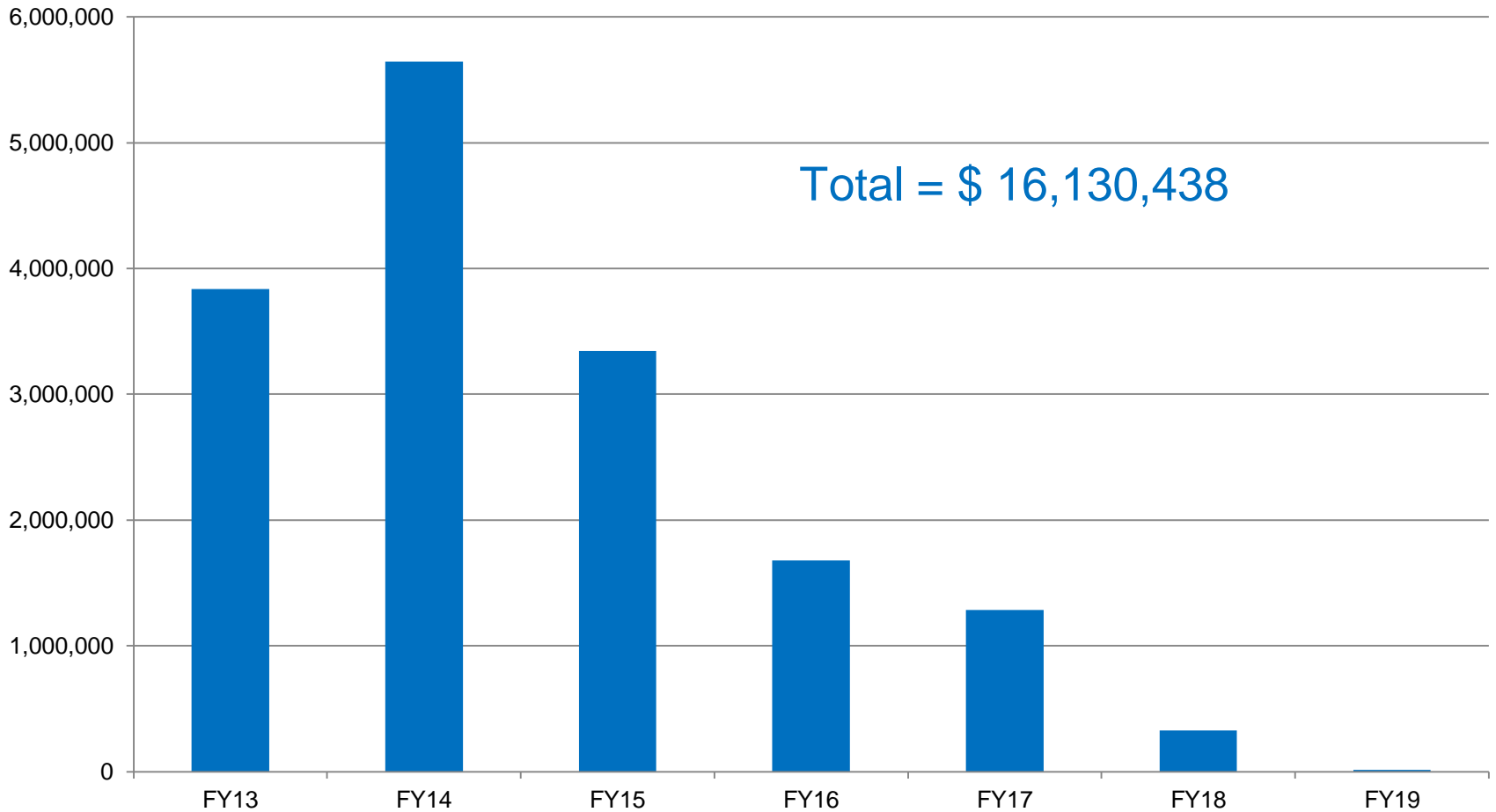
FY12 Sponsored Program Awards



FY12 Sponsored Program Awards

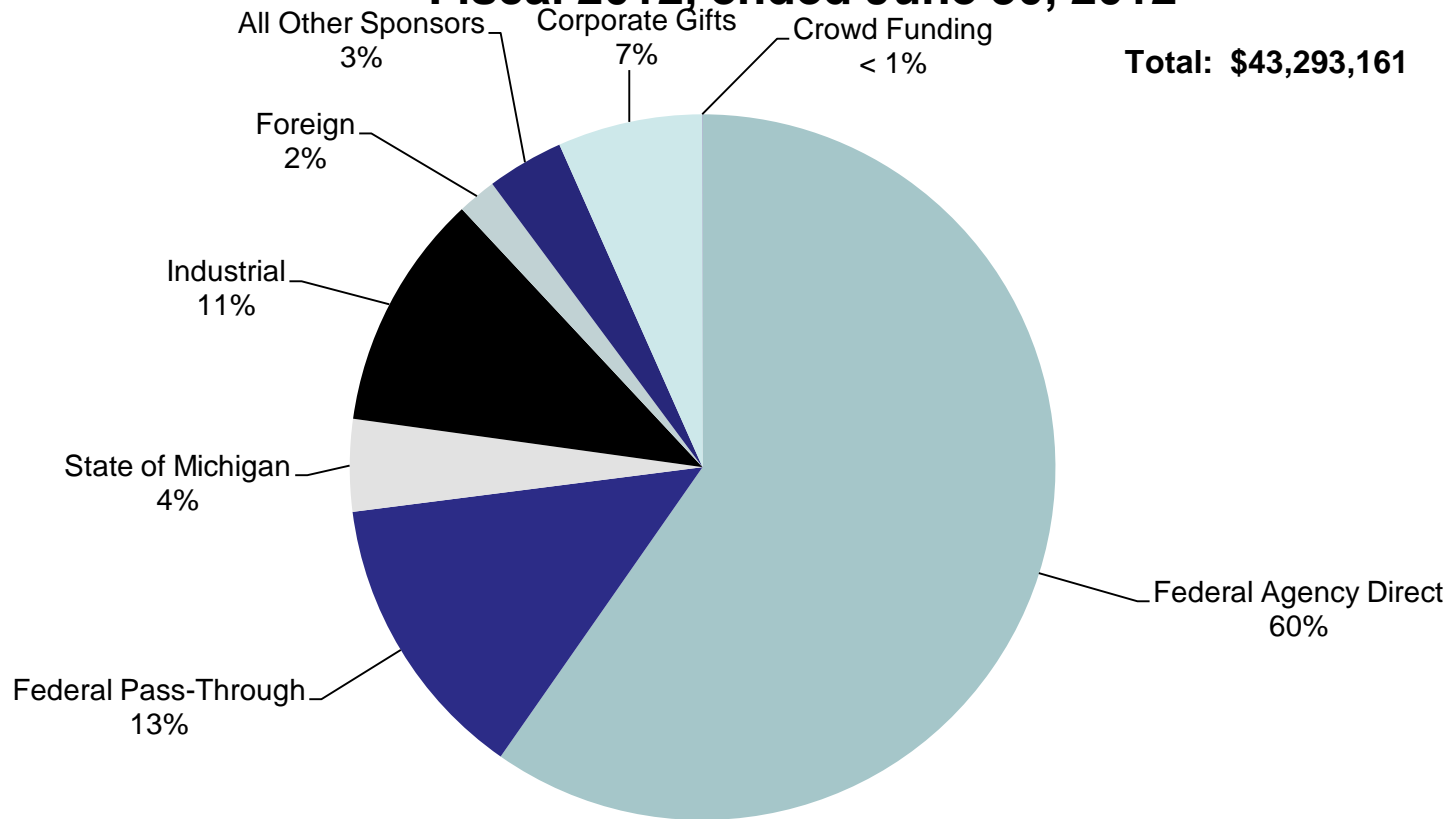
- Unobligated Awards – We sometimes receive partial funding on projects, and this seems to be becoming more frequent on federal projects. There was a minimum of \$ 16,130,438 in unobligated awards as of September, 2012.

FY13-19 Unobligated Awards



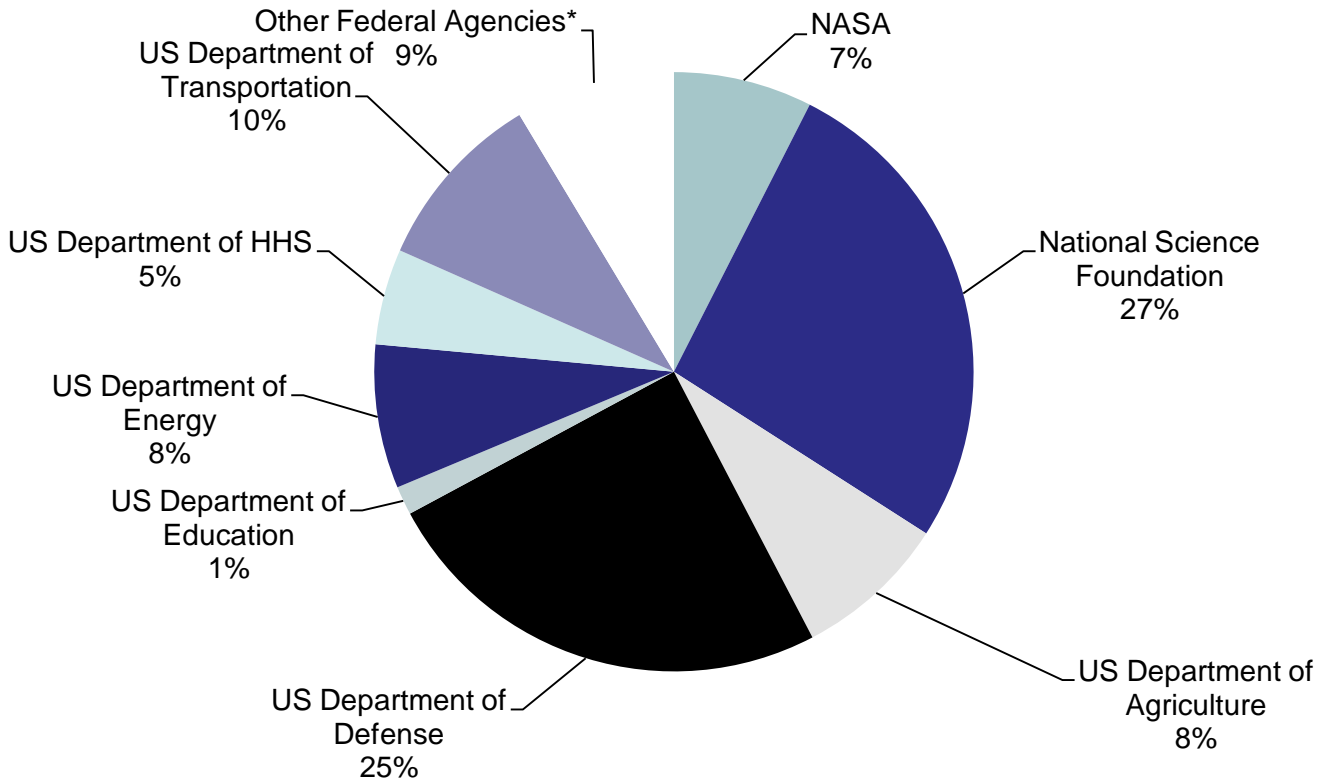
FY12 Sponsored Program Awards

Sponsored Awards by Funding Source Fiscal 2012, ended June 30, 2012

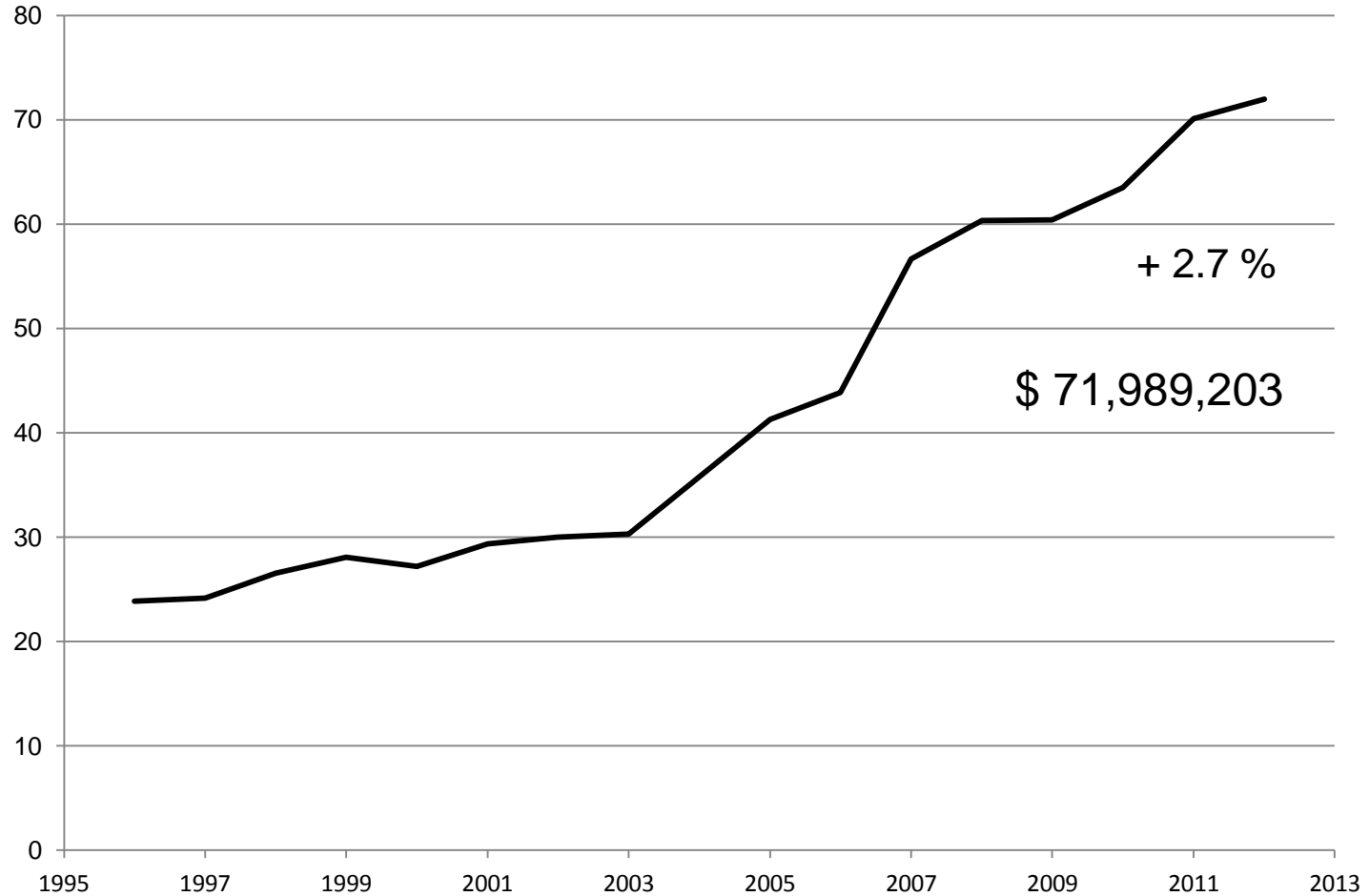


FY12 Sponsored Program Awards

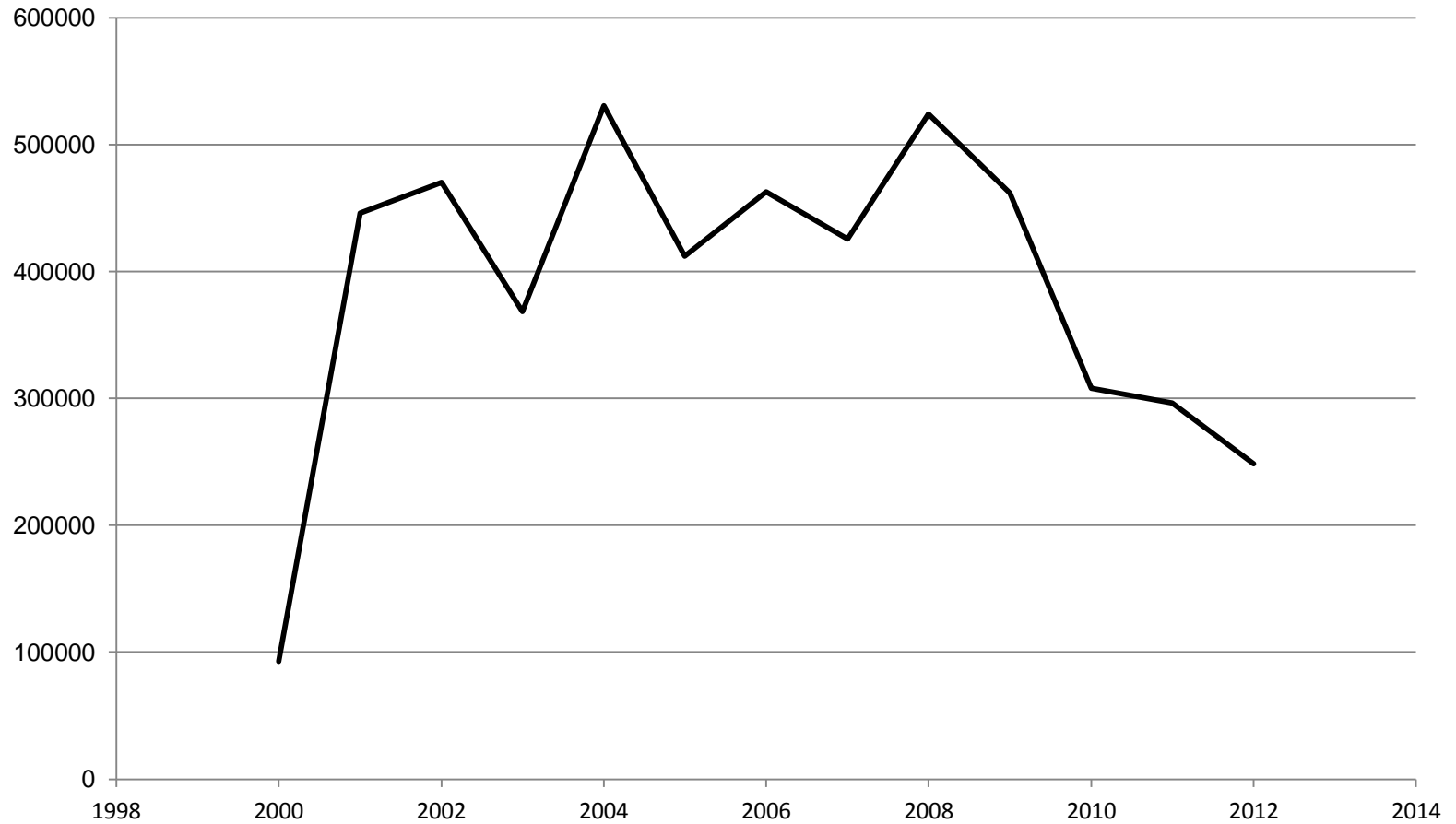
Federal Agency Funding Fiscal 2012 - ended June 30, 2012



FY12 Research Expenditures



FY12 Intellectual Property



FY12 Intellectual Property

	2012	2011	
Disclosures	50	41	22.00%
NDA's	100	122	-18.00%
Patents	20	21	-4.80%
Licenses	19	15	26.70%
Income	\$248,553	\$296,498	-16.20%

Superiorideas.org

Crowdfunding is a relatively new phenomenon enabling a large number of individuals to pool small contributions to support projects in which they share a common interest.

Superiorideas.org

- Project Team:
 - VPR; Natasha Chopp, Research Development and Marketing Manager, and team
 - UMC; Brandy T and team
 - MTF; Mary Jane L
 - EAS; Jarrod K
 - Accounts Receivable; Sue L.

Superiorideas.org

- Superiorideas.org has been launched with nine original projects from across campus. Original projects were solicited from a variety of individuals, including those involved in stories released by UMC that ‘went national’ within the last 18 months.

Superiorideas.org

<http://www.superiorideas.org/>



SUPERIORIDEAS.ORG

MichiganTech



MichiganTech